

# 10 Ways to Lose a Cat in a Trap

not

#1 Always set traps on **level** ground.

Cats bounce around inside the trap and can tip it over and escape.




#2 Always set traps on **even** ground.

If the trap moves around too much when they step in, they may be afraid to enter. If you can't find a level spot, use tent or garden stakes to hold it in place.

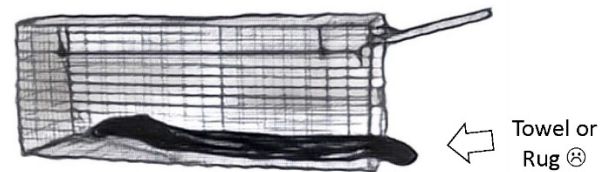


#3 Use paper plates or cardboard under the bait. Cans or bowls of food can get lodged under the trip plate and prevent it from tripping.

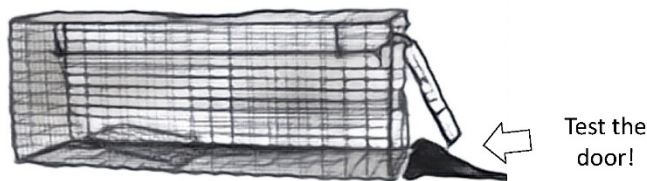


#4 Use thin paper, leaves, grass or a pillow case for the base.

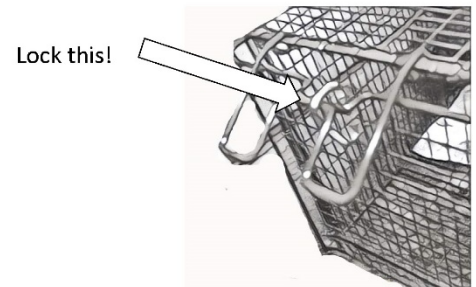
Heavy towels or rugs may prevent the trip plate from compressing when the cat steps on it. They can also prevent the door from closing all the way if it gets pulled out too far.



#5 Test the door to make sure nothing prevents it from closing. Rocks, vegetation or uneven dirt in front of the door will stop the door from closing all the way allowing the cat to escape.

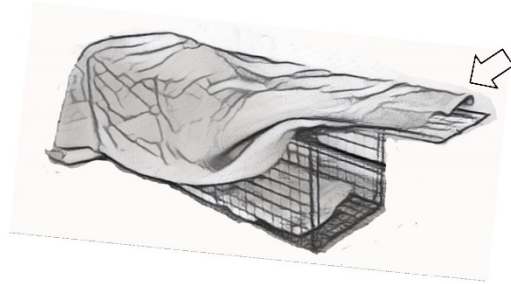


#6 If the trap has a back door, make sure it is latched. Use a carabiner or zip tie to make it escape proof.



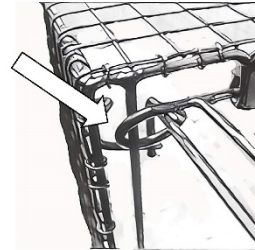
**#7 Keep towels and blankets away from the door.**

Cats tend to pull the towels in through the door as they try to get out and this can lift the rings allowing escape. Towels can also get caught as the door closes and keep it from shutting all the way.



**#8 Adjust the trap mechanism before setting.**

A hair-trigger trap may need to be roughed up with a file so it doesn't get tripped by a gust of wind or moving vegetation. If it is rusty and won't trip, use sandpaper to smooth it out.



**#9 Hide the trap.**

A visible trap can be stolen or picked up by someone who thinks you may harm the cat.



**#10 Transfer cat to carrier in a small enclosed place like a bathroom or inside a closed automobile.**

This is the most important one of all! A cat who escapes during a transfer may not go in a trap again.

