


# 10 Ways to <sup>NOT</sup> Lose a Cat in a Trap

## #1 Always set traps on level ground.


If the trap wiggles too much the cat may not enter. And if it tips over, the cat may escape. If you can't find a level spot, use tent or garden stakes to hold it in place. Cinder blocks or wood can also be used to level a trap and hold it in place.



## #2 Use thin paper plates or cardboard to hold the bait.


Cans or bowls of food can get lodged under the trip plate and prevent it from tripping when the cat goes in.

Trip Plate




## #3 Use paper, grass or a thin pillow case to cover the bottom.

Heavy towels, cardboard or rugs may prevent the trip plate from compressing when the cat steps on it. It can also keep the door from closing all the way if it gets pulled out too far.



## #4 Test the door to make sure nothing prevents it from closing.

Rocks, vegetation or even uneven dirt in front of the door may prevent it from closing all the way allowing the cat to escape.



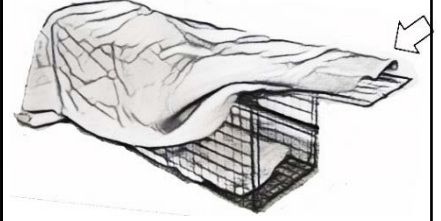
## #5 If the trap has a back door, make sure it is latched.

Use a carabiner or zip-tie to make it escape-proof. Test it first!



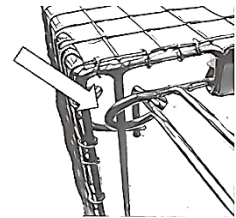
**#6 Keep trap coverings like towels or rugs away from door.**

As trapped cats try to escape, they can pull towels or rugs into the trap. Cats occasionally escape when this action lifts the rings and allows the door to open enough for them to squeeze out. Towels or rugs can also get in the way as the door closes allowing escape.



**#7 Test and adjust the trap mechanism before setting.**

Every trap is a little different. A hair trigger may need to be roughed up with a file to prevent it from closing prematurely. If it is rusty or difficult to close, use sandpaper to smooth it. Know your traps!



**#8 Conceal the trap.**

A visible trap can be stolen, vandalized or picked up by someone who doesn't want you to trap. Even worse, someone could steal the trap with a cat inside! Cats are also more likely to enter a trap that is close to natural cover.



**#9 Monitor your trap and post a note on it if you have to leave.**

Put a note with contact information and the reason for trapping. People are naturally suspicious and may think you have bad intentions or intend to harm the cat. Say "rescue in progress" or "lost cat" and invite finders to contact you with questions.



**#10 Never open the door or attempt transfer outside.**

This is the most important tip of all. Use a small enclosed place like a bathroom or car. Close the windows too. A cat that escapes during a failed transfer is now trap-wise and may not go in a trap again!

